
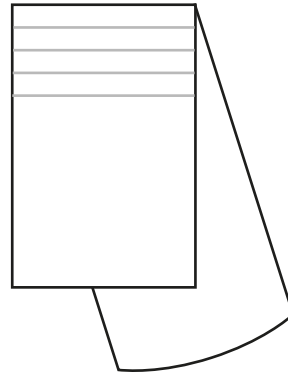


TUTO


1. Colour and cut the hearts




2. Cut the strip of paper and fold it tightly along each line




3. Glue the hearts to each line



4. Cut out the card



5. Glue the back of the strip



6. Slide the rounded end into the slits of the card

